

---

#### Agents - United Kingdom

**Solent Motor Yachts**, Hamble River Boat Yard  
Bridge Road, Swanwick, Southampton, Hampshire SO31 7EB

Tel: +44 (0)1489 886663  
Fax: +44 (0)1489 886673

Email: derek@solentmotoryachts.com  
Web: www.solentmotoryachts.com

**Medway Bridge Boat Sales Ltd**  
Manor Lane, Rochester, Kent ME1 3HS

Tel: +44 (0)1634 843576  
Fax: +44 (0)1634 843820

Email: info@medwaybridgemarina.co.uk  
Web: www.medwaybridgemarina.co.uk

---

#### Agents - Spain

**Carrera Yachting**  
Apto de Correos 15, Benalmadena Costa, 29630 Malaga

Tel: +34 (0)952 566 572  
Fax: +34 (0)952 563 143

Email: info@carrerayachting.com  
Web: www.carrerayachting.com

---

#### Agents - Cyprus

**Cyprus Boat Sales Ltd**  
No 8, 28 PentadaktiLou Street, Peyia, 8560, Paphos Cyprus

Tel: +00357 99872941

www.cyprusboatsales.com

---

#### Agents - USA

**Birchwood USA**  
3510 Ann Street, Oceanside, New York NY 11572

Tel: +1 877 906 1212  
Fax: +1 914 964 8347

**Birchwood Marine America**  
5347 Gulf Drive, Suite 6, Holmes Beach, Florida 34217

Tel: +1 941 778 2121  
Mob: +1 941 726 6588

**Morland Marine International Inc**  
5347 Gulf Drive, Suite 6, Holmes Beach, Florida 34217

Tel: +1 941 778 2255  
Fax: +1 941 778 2256

Email: morlandHBM@aol.com  
Web: www.morlandmarine.com

**Morland Marine International Inc. (Service Centre)**  
The Yacht Centre, 1889 Tamiami Trail, Sarasota, Florida 34234

Tel: +1 941 296 1133  
Fax: +1 941 296 1134



BIRCHWOOD MARINE INTERNATIONAL LTD

**T.** +44 (0)1344 304912   **F.** +44 (0)1344 304912   **M.** +44 (0)7836 545288  
**E.** sales@birchwood.co.uk   **W.** www.birchwood.co.uk

# BIRCHWOOD



be different think Birchwood

**Birchwood** boat owners are different, they don't make compromises.

They want proven build-quality and exceptional performance. They want traditional values and contemporary design. They want to deal with one of the leading names in luxury motor yachts and they want competitive pricing. They want all this and much, much more and they get it!

For decades **Birchwood** has been synonymous with strength, power and flexible design. It is these values and the exceptional care given to every customer that sets the company apart.

When you choose **Birchwood** you are choosing to think in a new way - you are choosing to think without compromise.

## Contents

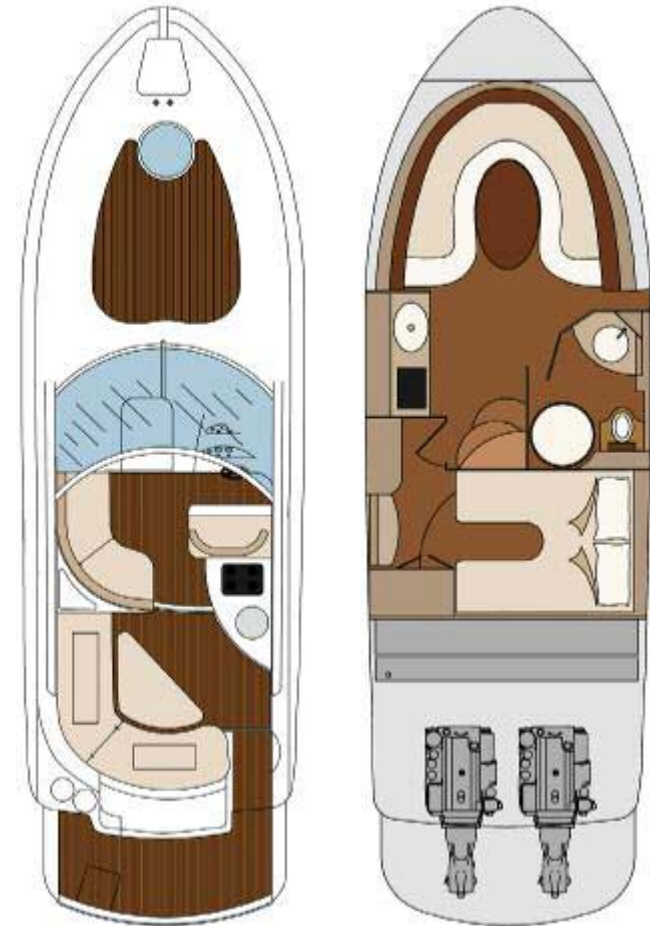
Sport Express 320	3-5
Sport Express 410	6-8
Sport Express 410 Platinum	9-11
Flybridge 390	12-14

# 320



be stylish think Birchwood





think freedom think Birchwood

### Engine Options

Twin VOLVO PENTA 4.3GL DPS 190 HP	Petrol
Twin VOLVO PENTA 4.3GXl DPS 225 HP	Petrol
Twin VOLVO PENTA D3 160 DPS 160 HP	Diesel
Twin YANMAR 4BY180Z UNLIMITED 180 HP	Diesel
Twin YANMAR 6BY220Z UNLIMITED 220 HP	Diesel
Twin VOLVO PENTA D3 190DP/ 190 HP	Diesel
Twin VOLVO PENTA D4 225DP/ 225 HP	Diesel
Twin VOLVO PENTA D4 260DP/ 260 HP	Diesel

### Principal Characteristics:

Length Overall:	32.35 ft (9.80mtrs)
Beam:	10 ft 6 in. (3.22mtrs)
Draft:	2 ft 2 in. (0.65mtrs)
Displacement:	5 tons (5000kg)
Fuel Tank Capacity:	600 litres
Water Tank Capacity:	150 litres
Max. Speed:	33 Knots
Cruising Speed:	28 Knots

### Electrics:

12V Batteries, Shore Power, Port Inlet Battery Charger, 12V to 220V Converter

### Navigation Equipment:

VHF Radio DSC, Anchor Switch, Horn, Pre- Ray Marine Electronic Installation

### Deck Equipment:

Electric Anchor Winch 800W with Anchor and chain. U Shaped Dinette, Deck Shower, Forward Sun Cushions, Aft Deck Cushions, Teak Bathing Platform, Electric Engine Hatch, Access Door to bathing Platform, Shower on Aft Deck, Wet bar, Electric Extractor Fan 800W, Sewage tank

### Safety Features:

Automatic Fire Extinguisher in Engine Room, Hand held Fire Extinguisher in Cabin

### Accommodation:

Owners Double cabin, Bathroom with Shower(hot and cold water), Saloon with U Shaped Sofa, Convertible to Double Bed, CD Radio with 4 Speakers, Holding Tank, pre Installation TV

### Galley Equipment:

Gas Hob with Detector, 85ltr Fridge, Microwave

### Optional Equipment:

Pre-Installation Bow Thruster

Bow Thruster

Generator

Air Conditioning 16000BTU

Antifouling

Fridge on Deck

Cockpit Enclosure

Passerelle Intergrated in Cockpit

Bimini Top

Summer Cover

Sofa Upholstery in Leather

Electronic Trim Tabs

Coloured Hull

Vitro ceramic Hob

Electric Grill on Wet bar

Gas Grill on Wet Bar

Teak Flooring in Cockpit

Living Room Floor in Teak

Stern Cabin Floor in Teak

Living Room Floor in Wenge

20" TV

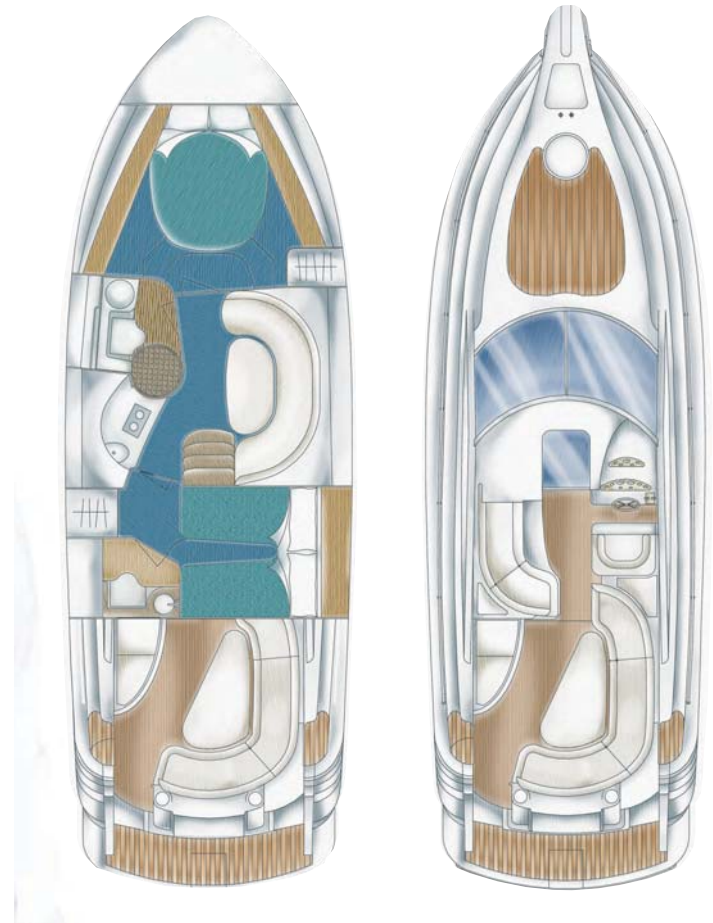



# 410



think power think Birchwood





be proud think Birchwood



### Engine Options

Twin VOLVO PENTA D4 300DP/ 300HP  
Twin VOLVO PENTA D6 330DP/ 330HP  
Twin VOLVO PENTA D6 370DP/ 370HP  
Twin YANMAR 6BY-260Z UNLIMITED/ 260HP  
Twin YANMAR 6LPA-STZP 315HP  
Twin VOLVO PENTA D6/ 310 IPS 310HP  
Twin VOLVO PENTA D6/ 370 IPS 370HP

### Principal Characteristics:

Length Overall:	40ft 06 in. (12.30mtrs)
Beam:	12 ft 06 in. (3.80mtrs)
Draft:	03 ft 03 in. (1.00mtrs)
Displacement:	8.5 tons. (8000kg)
Fuel Tank Capacity:	800 litres
Water Tank Capacity:	300 litres
Cruising Speed:	26 knots @ 2500RPM 32 knots @ 3000RPM
Maximum Speed:	38 knots @ 3500RPM

### Electrics:

12V Batteries, Shore Power, Battery Charger, 12V to 220V Converter (1.600W)

### Navigation Equipment:

VHF Radio DSC, Anchor Switch, Horn, Pre- Ray Marine Electronic Installation

### Deck Equipment:

Electric Anchor Winch 1000W with Anchor and Chain, U Shaped Dinette, Deck Shower, Forward Sun Cushions, Teak Bathing Platform, Hydraulic Engine Hatch, Access Door to Bathing Platform

### Safety Features:

Automatic Fire Extinguisher in Engine Room, Hand Held Fire Extinguisher in Cabin

Accommodation:

Owners Double Cabin with En- Suite Bathroom and Shower,  
Guest Twin Cabin with En- Suite Bathroom,  
Saloon with U- Shaped Sofa, CD Radio with 4 Speakers, Holding Tank

### Galley Equipment:

Gas Hob, 110ltr Fridge, Microwave

### Optional Equipment:

Pre-Installation Bow Thruster  
Bow Thruster 55KGF  
Generator Paguro 4000  
Air Conditioning 16,000 BTU  
Antifouling  
Fridge on Deck  
Ice Machine  
Cockpit Enclosure  
Hydraulic Passerelle  
Passerelle Intergrated in Cockpit  
Summer Cover  
Sofa Upholstery in Leather  
Teak on Walkaround  
Dinette table Convertible to Bed  
Electronic Trim Tabs  
Hull Colour  
Vitro Ceramic Hob  
Colour Silver Blue **(Platinum 410)**  
Saloon Teak Flooring  
Forward Cabin Teak Flooring  
Rudder Indicator  
Grill on Wet Bar  
Hot & Cold Water in Wet Bar  
Shower in Forward Cabin  
20" TV

### Hard Top

Cockpit Enclosure for Hard Top  
IPS Joystick Control

# 410

platinum



be perfect think Birchwood





think space think Birchwood



### Engine Options

Twin VOLVO PENTA D4 300DP/ 300HP  
Twin VOLVO PENTA D6 330DP/ 330HP  
Twin VOLVO PENTA D6 370DP/ 370HP  
Twin YANMAR 6BY-260Z UNLIMITED/ 260HP  
Twin YANMAR 6LPA-STZP 315HP  
Twin VOLVO PENTA D6/ 310 IPS 310HP  
Twin VOLVO PENTA D6/ 370 IPS 370HP

### Principal Characteristics:

Length Overall:	40ft 06 in. (12.30mtrs)
Beam:	12 ft 06 in. (3.80mtrs)
Draft:	03 ft 03 in. (1.00mtrs)
Displacement:	8.5 tons. (8000kg)
Fuel Tank Capacity:	800 litres
Water Tank Capacity:	300 litres
Cruising Speed:	26 knots @ 2500RPM 32 knots @ 3000RPM
Maximum Speed:	38 knots @ 3500RPM

### Electrics:

12V Batteries, Shore Power, Battery Charger, 12V to 220V Converter (1.600W)  
Navigation Equipment:  
VHF Radio DSC, Anchor Switch, Horn, Pre- Ray Marine Electronic Installation

### Deck Equipment:

Electric Anchor Winch 1000W with Anchor and Chain, U Shaped Dinette, Deck  
Shower, Forward Sun Cushions, Teak Bathing Platform, Hydraulic Engine Hatch,  
Access Door to Bathing Platform

### Safety Features:

Automatic Fire Extinguisher in Engine Room, Hand Held Fire Extinguisher in Cabin

### Accommodation:

Owners Double Cabin with En- Suite Bathroom and Shower,  
Guest Twin Cabin with En- Suite Bathroom,  
Saloon with U- Shaped Sofa, CD Radio with 4 Speakers, Holding Tank

### Galley Equipment:

Gas Hob, 110ltr Fridge, Microwave

### Optional Equipment:


Pre-Installation Bow Thruster  
Bow Thruster 55KGF  
Generator Paguro 4000  
Air Conditioning 16,000 BTU  
Antifouling  
Fridge on Deck  
Ice Machine  
Cockpit Enclosure  
Hydraulic Passerelle  
Passerelle Intergrated in Cockpit  
Summer Cover  
Sofa Upholstery in Leather  
Teak on Walkaround  
Dinette table Convertible to Bed  
Electronic Trim Tabs  
Hull Colour  
Vitro Ceramic Hob  
Colour Silver Blue **(Platinum 410)**  
Saloon Teak Flooring  
Forward Cabin Teak Flooring  
Rudder Indicator  
Grill on Wet Bar  
Hot & Cold Water in Wet Bar  
Shower in Forward Cabin  
20" TV  
**Hard Top**  
Cockpit Enclosure for Hard Top  
IPS Joystick Control

# 390



be flexible





think Birchwood



### Engine Options

Twin VOLVO PENTA D4 260DP/ 260 HP  
Twin VOLVO PENTA D4 300DP / 300 HP  
Twin YANMAR 6BY-260Z / 260 HP  
Twin YANMAR 6LPA-STZP / 315 HP

### Principal Characteristics:

Length Overall:	38 ft. 94 in. (11.80mtrs)
Beam:	12 ft.70in. ( 3.85mtrs)
Draft:	3 ft.03in. ( 1.00mtrs)
Displacement:	8.5 tons. (8500kg)
Fuel Tank Capacity:	1200 litres
Water Tank Capacity:	350 litres
Cruising Speed:	24 knots @ 2400 RPM
Maximum Speed:	29 knots @ 2900 RPM
Maximum passengers:	10
CE Category:	B

### Electrics:

12V Batteries, Shore power, Battery Charger

### Navigation Equipment:

Engine Instrumentation

### Deck Equipment:

Electric Anchor winch 1000w, Anchor and Chain, Radar Arch, Cockpit Seat, Deck Shower, Teak Steps to Flybridge, Solarium on Bow, Intergrated Bathing Platform with Teak Deck.

### Safety Features:

Fire Extinguisher in Engine Room, Hand held Fire extinguisher in Cabin

### Accommodation:

Owners Double Cabin with En-Suite Bathroom, Electric Toilet with Holding Tank and Shower, Guest Twin Cabin

### Galley Equipment:

Vitro Ceramic 2 burner Hob, 110litre Fridge, Microwave

### Optional Equipment:

Bow Thruster  
Grupo 3500 RVA Generator  
Air Conditioning 16000 BTU  
Heating 10kw  
Antifouling  
Wet Bar  
12v/220v - 1500w Converter  
Bimini Top  
Bow Sun Cushions  
Teak Bathing Platform  
Teak on Cockpit  
Extended bathing Platform with Teak  
Coloured Hull  
Wooden Floor in Saloon  
Sofa(s) Upholstery in leather  
Cockpit Covers  
Window Covers  
Flybridge Sun Cover  
Flybridge Enclosure  
Trim Tabs  
Cockpit table  
Telescopic Davits  
S/S Cockpit Door  
S/S Fender  
Safety Equipment Zone 3-8 people  
8 Man Life Raft  
EPIRB

